

Scaled data based on original data using  
LM-79-08 Approved Method: Electrical and Photometric Measurements of Solid-  
State Lighting Products

Test Report Prepared for  
Cooper Lighting Solutions  
(formerly Eaton)

Brand: STREETWORKS

Report Number: P595963

Luminaire Tested: **PMM-SA2A-AMB-U-5NQ**

Issue Date: 4/29/2022

**Test Information**

Test Method: LM-79-08  
Report Number: P595963  
TEST IS SCALED FROM IESNA LM-79-08 TEST DATA (G3-2109-400-5)  
Test Lab: INNOVATIONS CENTER  
Issue Date: 4/29/2022  
Manufacturer: COOPER LIGHTING SOLUTIONS (FORMERLY EATON)  
Product Line: STREETWORKS  
Catalog Number: PMM-SA2A-AMB-U-5NQ  
Description: POST TOP DECORATIVE LUMINAIRE. (2) LIGHTSQUARES WITH 16 LEDS EACH  
AND TYPE V NARROW OPTICS.  
Light Source: (32) 1549K CCT, -21.5 CRI LEDS  
Ballast/Driver: -

**Summary**

Lumens per Lamp: N/A  
Luminaire Lumens: 1801 lumens  
Efficiency: N/A  
Efficacy: 43.7 lumens/watt  
Luminous Opening: Rectangular (W 0.5' x L: 1' x H: 0')  
IES Classification: Type V - Short  
BUG Rating: B1 - U0 - G0

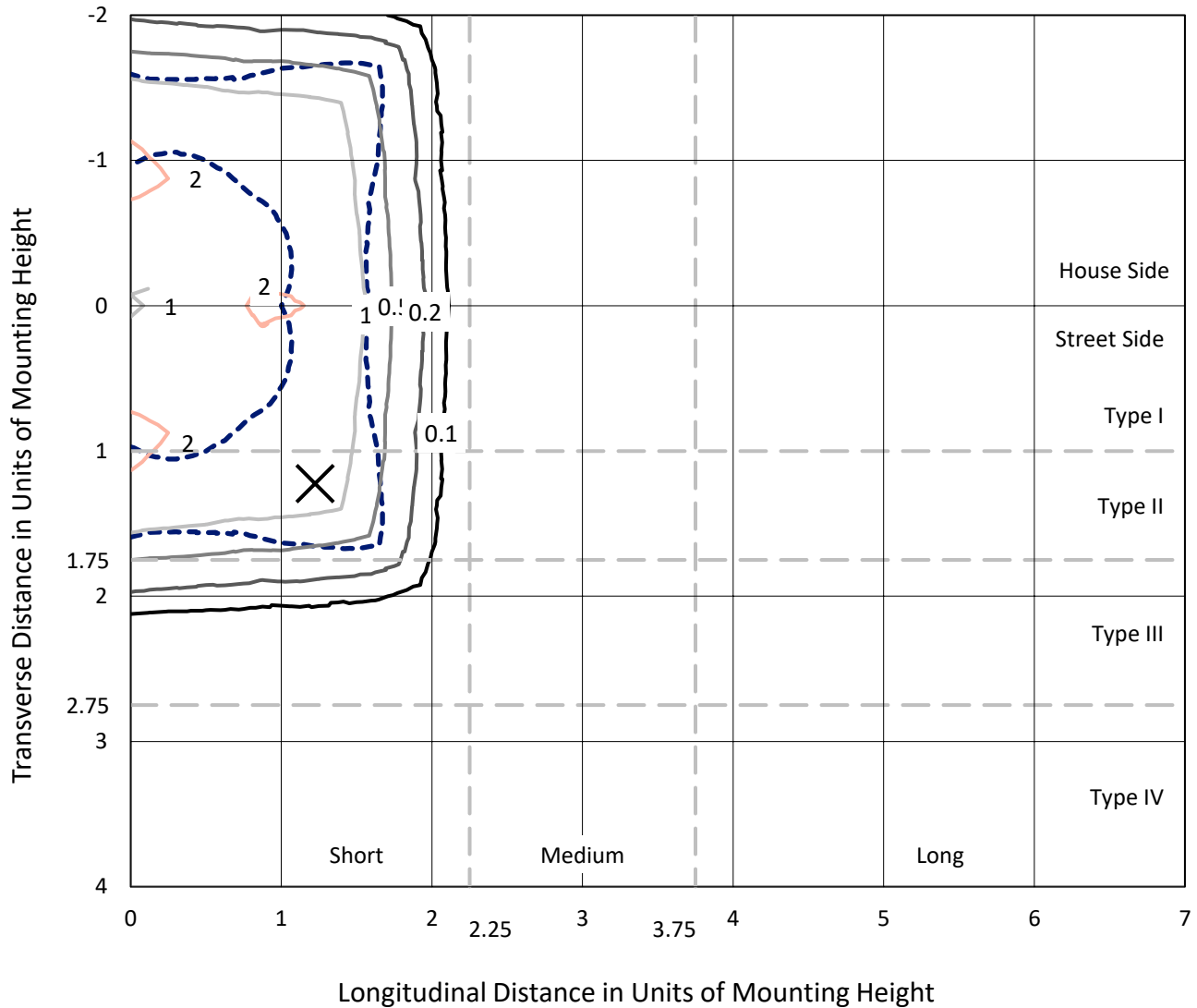
Input Watts (W): 41.2  
Input Voltage (V): NR  
Input Current (Ain): NR  
Voltage Rise (V): NR  
Power Factor: NR  
Total Harmonic Distortion (THDi): NR  
Frequency (hertz): 60  
Stabilization Time: NR  
Operation Time: NR  
Ambient Temperature (°C): NR  
Test Distance: 28.75 FT



REPORT NUMBER: P595963  
 CATALOG NUMBER: PMM-SA2A-AMB-U-5NQ

### Iso-Footcandle Lines of Horizontal Illumination

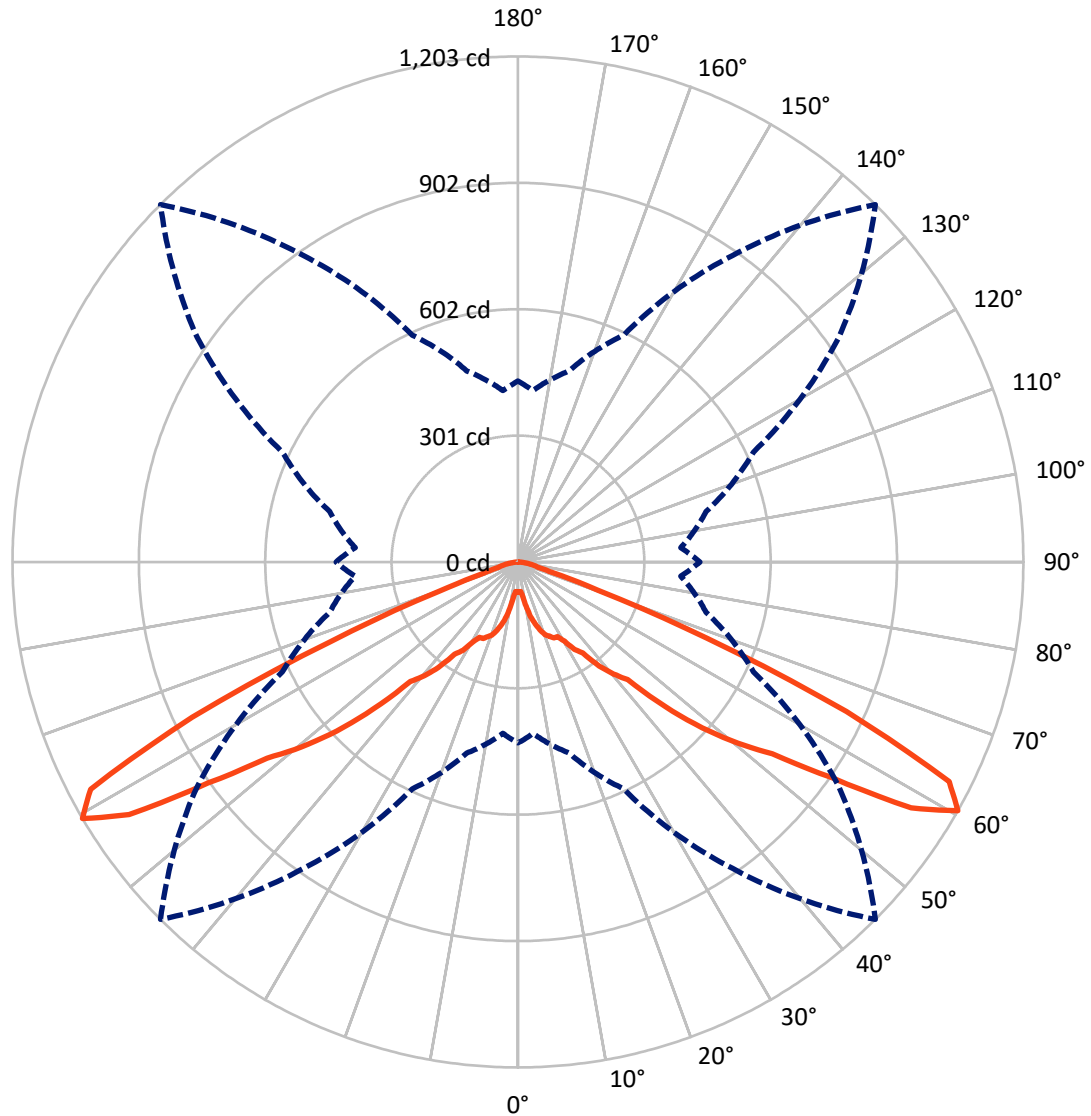
✕ Max cd  
 - - - 1/2 Max cd



Based on 10 foot mounting height. Maximum calculated value = 2.2 fc  
 Type V - Short - N/A

REPORT NUMBER: P595963  
CATALOG NUMBER: PMM-SA2A-AMB-U-5NQ

### Luminous Intensity Polar Plot



— Vertical Plane Through 45-Deg Lateral      - - - Horizontal Cone Through 60-Deg Vertical

REPORT NUMBER: P595963  
 CATALOG NUMBER: PMM-SA2A-AMB-U-5NQ

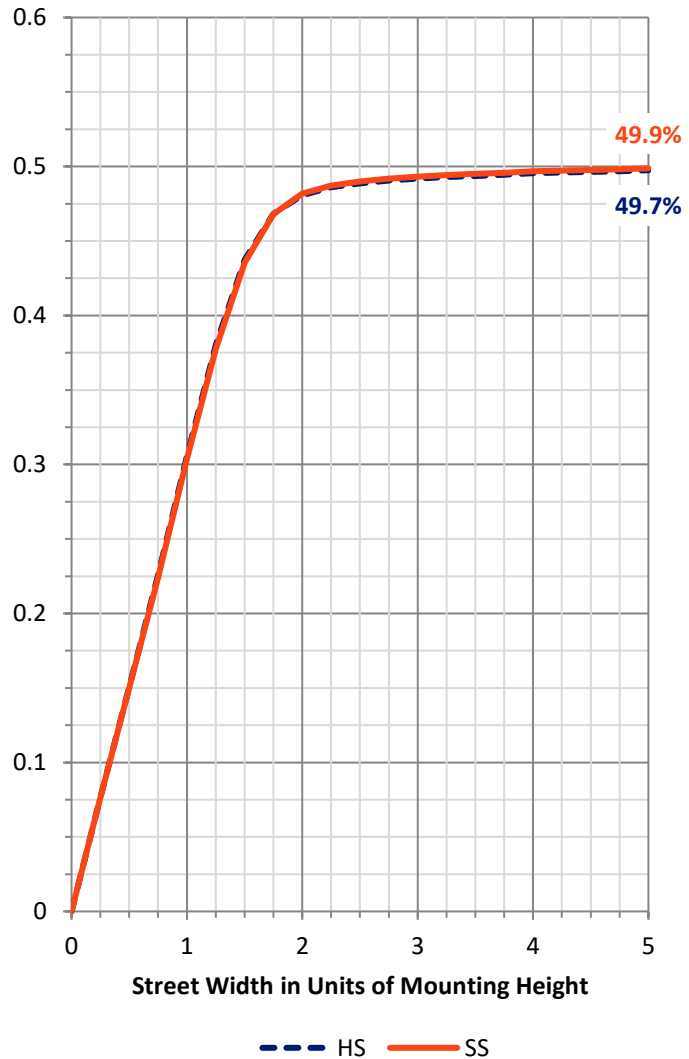
**FLUX DISTRIBUTION:**

		Downward	Upward	Total
<b>House Side</b>	Lumens	900.5	0.0	900.5
	% Fixture	50.0	0.0	50.0
<b>Street Side</b>	Lumens	900.5	0.0	900.5
	% Fixture	50.0	0.0	50.0
<b>Total</b>	Lumens	1801.0	0.0	1801.0
	% Fixture	100.0	0.0	100.0

**ZONAL LUMENS:**

Zone	Lumens	% Fixture
0°-10°	9.0	0.5
10°-20°	42.3	2.3
20°-30°	95.0	5.3
30°-40°	195.6	10.9
40°-50°	410.0	22.8
50°-60°	670.7	37.2
60°-70°	316.0	17.5
70°-80°	49.3	2.7
80°-90°	13.1	0.7
90°-100°	0.0	0.0
100°-110°	0.0	0.0
110°-120°	0.0	0.0
120°-130°	0.0	0.0
130°-140°	0.0	0.0
140°-150°	0.0	0.0
150°-160°	0.0	0.0
160°-170°	0.0	0.0
170°-180°	0.0	0.0
0°-90°	1801.0	100.0
0°-180°	1801.0	100.0

**Coefficient of Utilization**



REPORT NUMBER: P595963

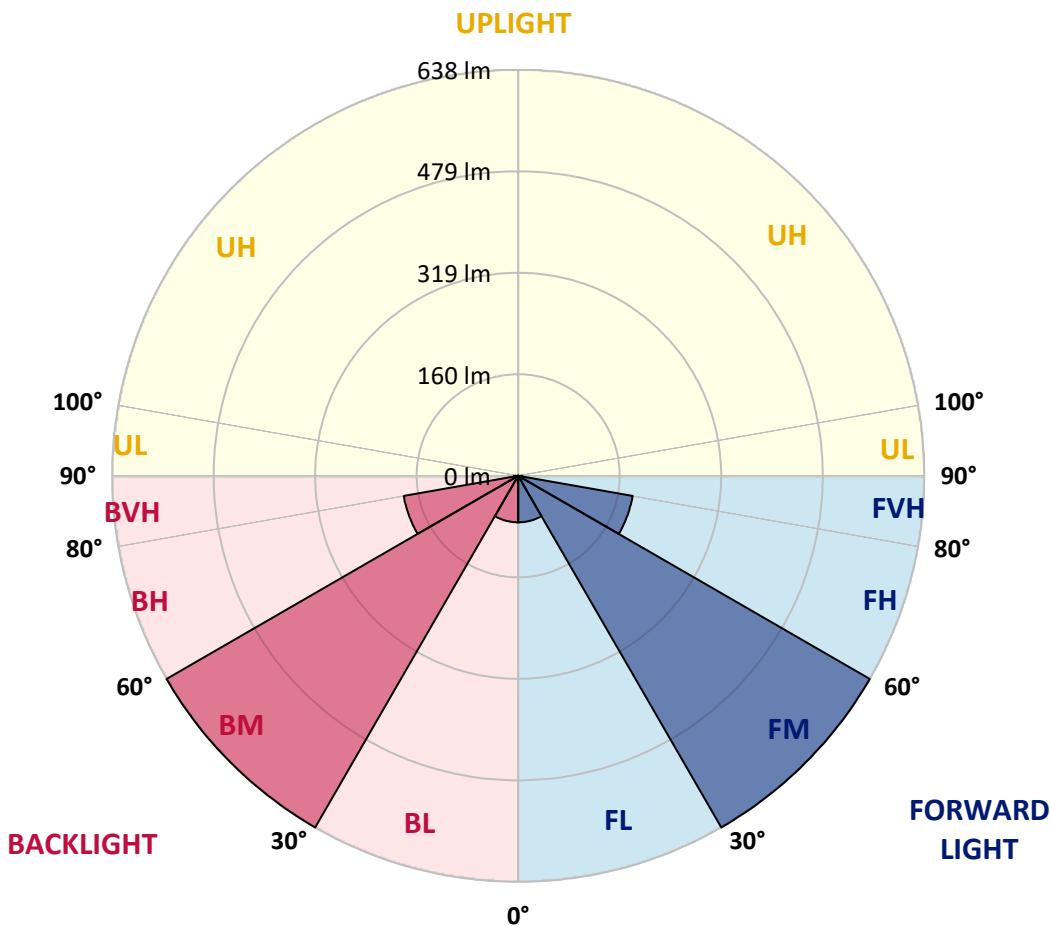
CATALOG NUMBER: PMM-SA2A-AMB-U-5NQ

**LUMINAIRE CLASSIFICATION SYSTEM LUMEN TABLE AND BUG RATING:**

Zone	Lumens	% Fixture	Zone Rating/Lumen Limit		
			B	U	G
FL (0°-30°)	73.2	4.1			
FM (30°-60°)	638.1	35.4			
FH (60°-80°)	182.7	10.1			G0/660
FVH (80°-90°)	6.6	0.4			G0/10
BL (0°-30°)	73.2	4.1	B0/110		
BM (30°-60°)	638.1	35.4	B1/1000		
BH (60°-80°)	182.7	10.1	B1/500		G0/660
BVH (80°-90°)	6.6	0.4			G0/10
UL (90°-100°)	0.0	0.0		U0/0	
UH (100°-180°)	0.0	0.0		U0/0	

**BUG Rating: B1-U0-G0**

Type V Short





REPORT NUMBER: P595963  
 CATALOG NUMBER: PMM-SA2A-AMB-U-5NQ

**CANDELA DISTRIBUTION (FULL):**

	0°	5°	15°	25°	35°	45°	55°	65°	75°	85°	90°
0°	70.8	70.8	70.8	70.8	70.8	70.8	70.8	70.8	70.8	70.8	70.8
2.5°	87.3	78.5	76.1	71.4	70.2	72.0	69.0	69.6	77.3	77.3	84.4
5°	108.0	98.5	96.2	86.2	74.9	70.8	74.4	82.6	94.4	96.8	108.0
7.5°	123.9	113.3	110.9	99.1	86.2	82.6	85.6	96.8	107.4	111.5	118.6
10°	123.3	119.8	116.2	105.6	104.4	106.8	104.4	103.9	115.1	116.8	121.6
12.5°	129.2	128.6	129.8	128.6	129.8	132.8	130.4	126.3	128.6	128.0	132.8
15°	141.6	142.8	144.0	145.2	149.3	152.8	149.3	145.2	144.6	141.6	141.6
17.5°	158.7	162.9	161.7	162.3	168.2	169.9	165.8	160.5	159.9	162.9	157.6
20°	178.2	181.2	174.7	171.7	181.7	184.7	182.3	172.9	176.4	178.8	178.2
22.5°	197.7	197.1	185.3	180.0	187.1	191.8	187.6	181.2	187.1	198.9	198.9
25°	209.5	215.4	203.0	198.3	198.9	200.0	201.2	198.9	205.4	213.0	215.4
27.5°	235.4	231.9	211.8	215.4	212.4	201.2	212.4	216.0	209.5	230.1	234.9
30°	254.9	257.3	227.8	231.3	227.2	218.9	228.4	231.9	227.8	260.2	246.7
32.5°	293.9	289.1	266.1	253.7	246.1	247.8	245.5	252.6	267.9	291.5	293.3
35°	332.2	344.0	306.8	288.6	277.9	266.1	276.8	281.5	309.8	339.9	328.7
37.5°	422.5	407.8	371.2	339.9	316.9	314.5	313.3	332.8	356.4	398.9	405.4
40°	490.4	483.9	433.7	408.9	364.7	350.5	345.8	385.9	418.4	465.6	478.0
42.5°	561.8	542.3	501.6	478.6	439.0	383.0	392.4	426.6	467.9	516.9	523.4
45°	616.1	580.7	547.6	541.7	510.4	491.0	453.8	483.3	511.0	560.0	596.0
47.5°	668.0	632.6	591.9	585.4	575.3	590.1	522.8	546.4	581.8	626.7	659.7
50°	722.3	689.2	642.6	623.1	658.5	678.6	645.6	636.1	658.0	712.8	745.3
52.5°	751.2	718.1	687.5	684.5	754.1	758.3	776.6	742.9	738.2	779.5	816.7
55°	754.7	716.4	712.2	748.2	862.1	905.8	899.9	820.2	745.3	749.4	793.1
57.5°	638.5	604.8	647.9	736.4	919.4	1104.1	986.0	795.4	659.1	609.0	660.9
60°	430.8	409.5	470.9	596.0	890.4	1203.2	932.3	618.4	463.8	388.9	433.1
62.5°	238.4	217.2	257.3	375.3	711.7	1151.9	720.5	384.1	257.3	208.9	231.9
65°	118.6	112.1	132.8	197.1	414.8	859.2	418.4	193.0	129.2	103.9	110.9
67.5°	72.0	68.5	74.4	97.4	213.6	485.1	208.3	93.2	67.9	62.5	66.7
70°	59.0	57.2	59.0	64.9	102.7	201.8	95.0	57.8	53.7	51.9	54.9
72.5°	49.6	47.2	47.8	51.3	64.3	84.4	56.6	48.4	46.0	44.3	46.6
75°	41.3	40.7	40.7	43.1	46.0	49.0	45.4	41.3	39.5	38.4	39.5
77.5°	32.5	32.5	34.2	36.0	36.6	38.4	37.2	35.4	33.6	31.9	31.3
80°	22.4	23.6	26.6	28.3	28.3	28.3	28.9	28.9	27.1	23.6	22.4
82.5°	14.2	15.3	19.5	20.7	20.7	18.3	20.7	21.8	20.7	15.9	14.2
85°	8.3	9.4	12.4	13.0	11.8	8.9	11.2	13.6	13.0	9.4	7.7
87.5°	2.4	3.5	4.7	4.7	4.7	2.4	4.1	5.3	4.7	4.1	2.4
90°	0.0	0.0	0.0	0.0	0.0	0.0	0.0	0.0	0.0	0.0	0.0

(END OF REPORT)